

MONTHLY MEMBERSHIP PROGRESS REPORT

District 35 O

Results as of: 10/31/2023

GMT:

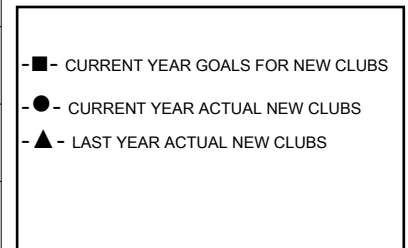
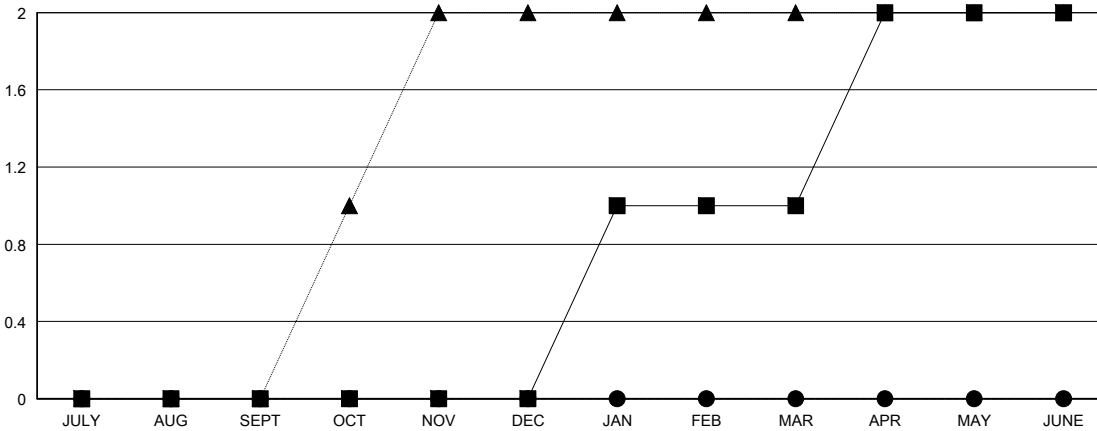
LOCATION FLORIDA

GMT CA

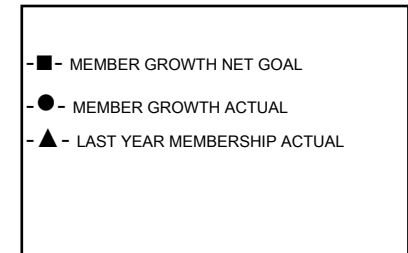
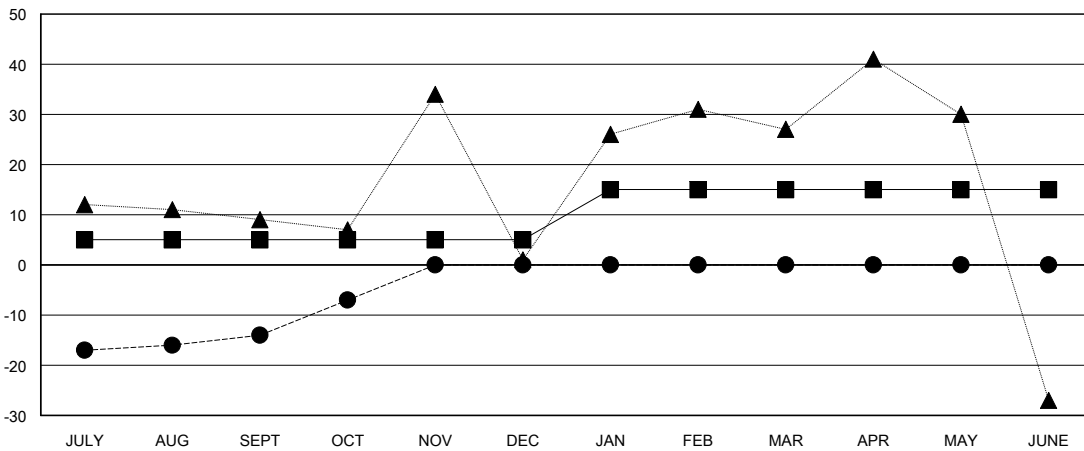
| Clubs | | | |
|-----------------------|---------------|-----------|---------------|
| RESULTS FOR 2023-2024 | | | |
| QUARTER | NEW CLUB GOAL | NEW CLUBS | DROPPED CLUBS |
| JULY/AUG/SEPT | 0 | 0 | 0 |
| OCT/NOV/DEC | 0 | 0 | 1 |
| JAN/FEB/MAR | 1 | 0 | 0 |
| APR/MAY/JUNE | 1 | 0 | 0 |

| Members | | | |
|-----------------------|------------------------|----------------------|--|
| RESULTS FOR 2023-2024 | | | |
| QUARTER | MEMBER GROWTH NET GOAL | MEMBER GROWTH ACTUAL | DROPPED MEMBERS ACTUAL (including transfers) |
| JULY/AUG/SEPT | 5 | 78 | 67 |
| OCT/NOV/DEC | 0 | 23 | 5 |
| JAN/FEB/MAR | 10 | 0 | 0 |
| APR/MAY/JUNE | 0 | 0 | 0 |

GOALS AND ACTUAL NEW CLUBS CUMULATIVE



GOALS AND ACTUAL MEMBERS CUMULATIVE



| | | | |
|-------------------------|--|---|-------------------------------------|
| DROPPED CLUBS: 1 | 19 CLUBS OF 49 ADDED 1 OR MORE NEW MEMBERS | GENDER DISTRIBUTION | |
| | | MALE 586 (47.99%) | FEMALE 634 (51.92%) |
| DROPPED MEMBERS | | CLICK HERE FOR CUMULATIVE MEMBERSHIP DATA | TOTAL FAMILY UNIT MEMBERS 330 |
| DECEASED 8 | CLUB CANCELLED 0 | | FAMILY MEMBERS PAYING HALF DUES 167 |
| OTHER 64 | TOTAL 72 | | |